

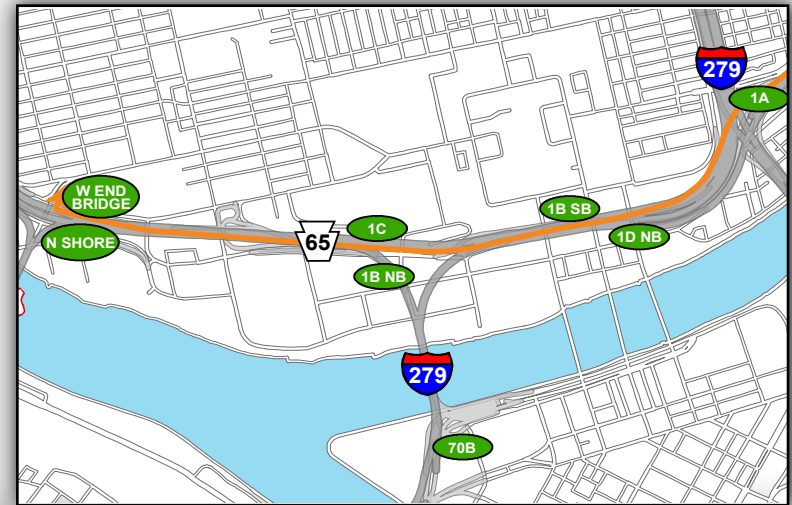


Green 22: Getting to the Game

From Northeast (Rt 28 South) 28

- Take Exit 1A on Right for I-279 / I-376 / I-579 / Veterans Bridge
- Use Right lane to take ramp for I-279 / I-376 / Ft Pitt Br / Airport
- Merge Left onto I-279 S
- Take Exit 1C Rt Rt 65/Ohio River Blvd on Right
- Merge onto Rt 65
- Take Exit toward West End Bridge/ Chateau Street/Western Avenue on Right
- Turn Right on Western Avenue (traffic signal)
- Turn Right on Allegheny Avenue (2nd traffic signal)
- Turn Right on Ridge Avenue (1st traffic signal)
- Turn Left into Green Lot 22

Overview Map



North Shore Campus Map




@Heinzfield
#Heinzfieldtraffic

Live Traffic & Parking Updates
On the Web & On the Air

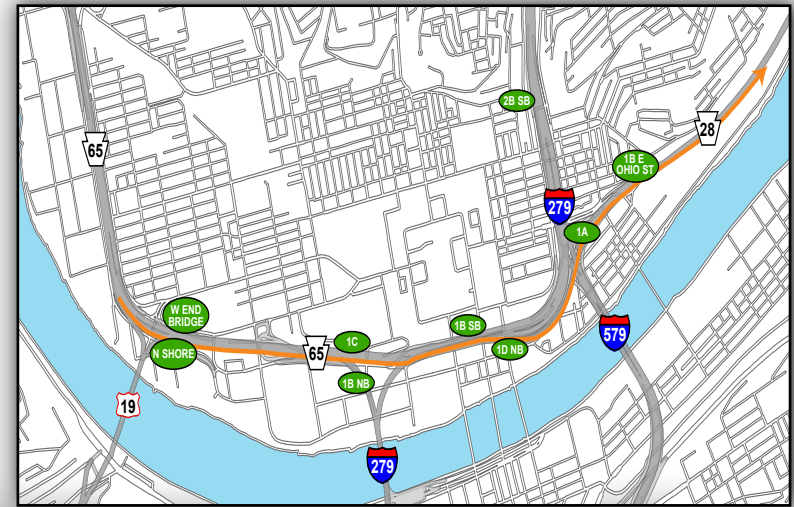
Steelers - FM 102.5 WDVE
Panthers - FM 93.7 The Fan



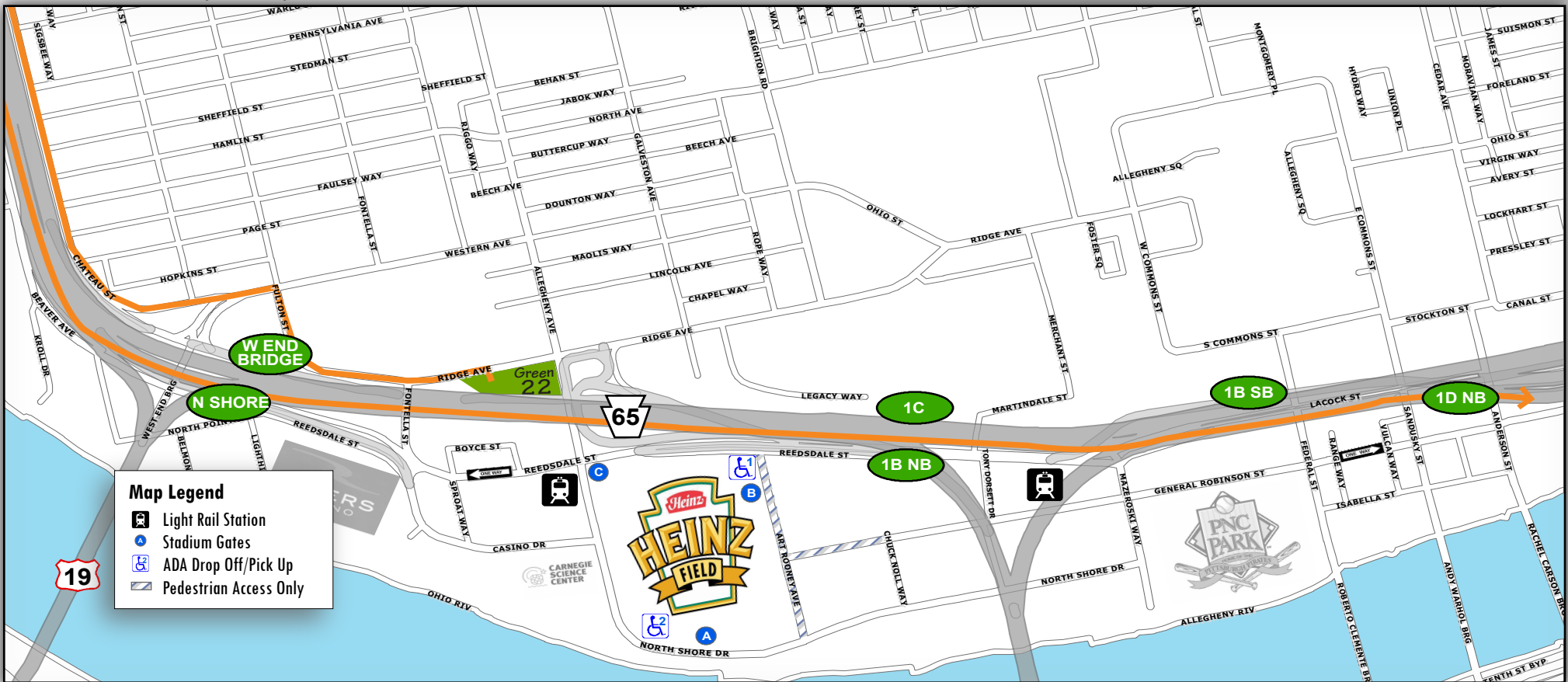
Green 22: Leaving the Game

— To Northeast (Rt 28 North) 





- Turn Left onto Ridge Avenue
- Continue on Fulton Street and get into middle lane
- Turn Left onto Western Avenue (traffic signal)
- Stay Right onto Chateau Street
- Use Left lane to forced Left turn under Rt 65 and onto Beaver Avenue
- Take the ramp on the Left to I-279 / Downtown / Pittsburgh
- Stay in Left lane onto Rt 65S
- Exit Left onto I-279N
- Take Exit 1D East Ohio Street on the Right
- Use Left two lanes to continue toward Rt 28NB




North Shore Campus Map



Map Legend

-  Light Rail Station
-  Stadium Gates
-  ADA Drop Off/Pick Up
-  Pedestrian Access Only

 @Heinzfield
#Heinzfieldtraffic

Live Traffic & Parking Updates
On the Web & On the Air

Steelers - FM 102.5 WDVE
Panthers - FM 93.7 The Fan

