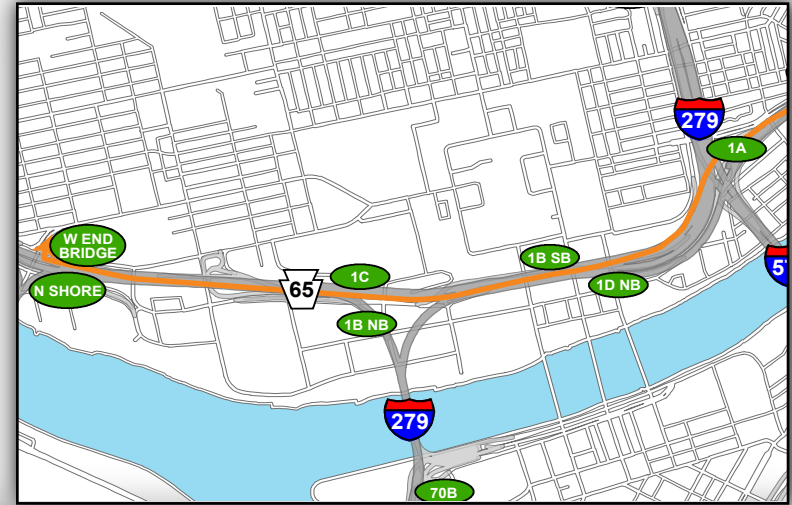




Ridge Ave: Getting to the Game

From Northeast (Rt 28 SB)

- Take Exit 1A on Right for I-279 / I-376 / I-579 / Veterans Bridge
- Use Right lane to take ramp for I-279 / I-376 / Ft Pitt Br / Airport
- Merge Left onto I-279 S
- Take Exit 1C Ohio River Blvd on Right
- Merge onto Rt 65
- Take Exit toward West End Bridge/ Chateau Street/Western Avenue on Right
- Turn Right on Western Avenue (traffic signal)
- Turn Right on Allegheny Avenue (2nd traffic signal)
- Turn Right on Ridge Avenue (1st traffic signal)
- Turn Right into Ridge Avenue Lot



North Shore Campus Map



Map Legend

- Light Rail Station
- Stadium Gates
- ADA Drop Off/Pick Up
- Pedestrian Access Only



@Heinzfield
#Heinzfieldtraffic

Live Traffic & Parking Updates
On the Web & On the Air

Steelers - FM 102.5 WDVE
Panthers - FM 93.7 The Fan



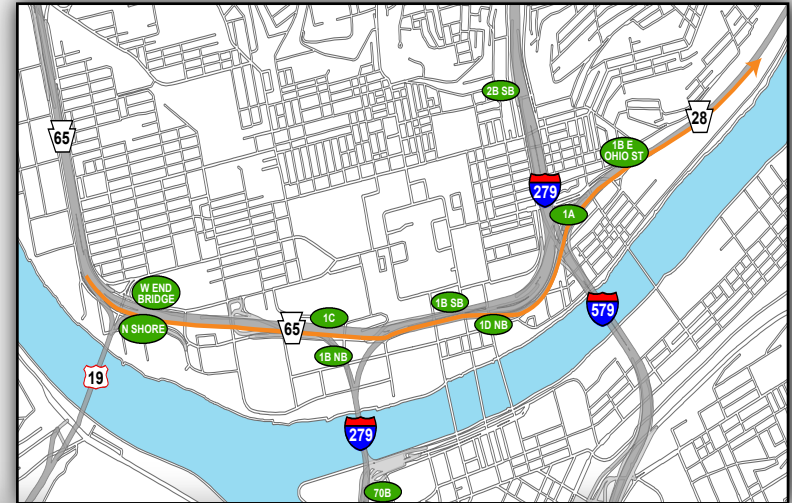


Ridge Ave: Leaving the Game

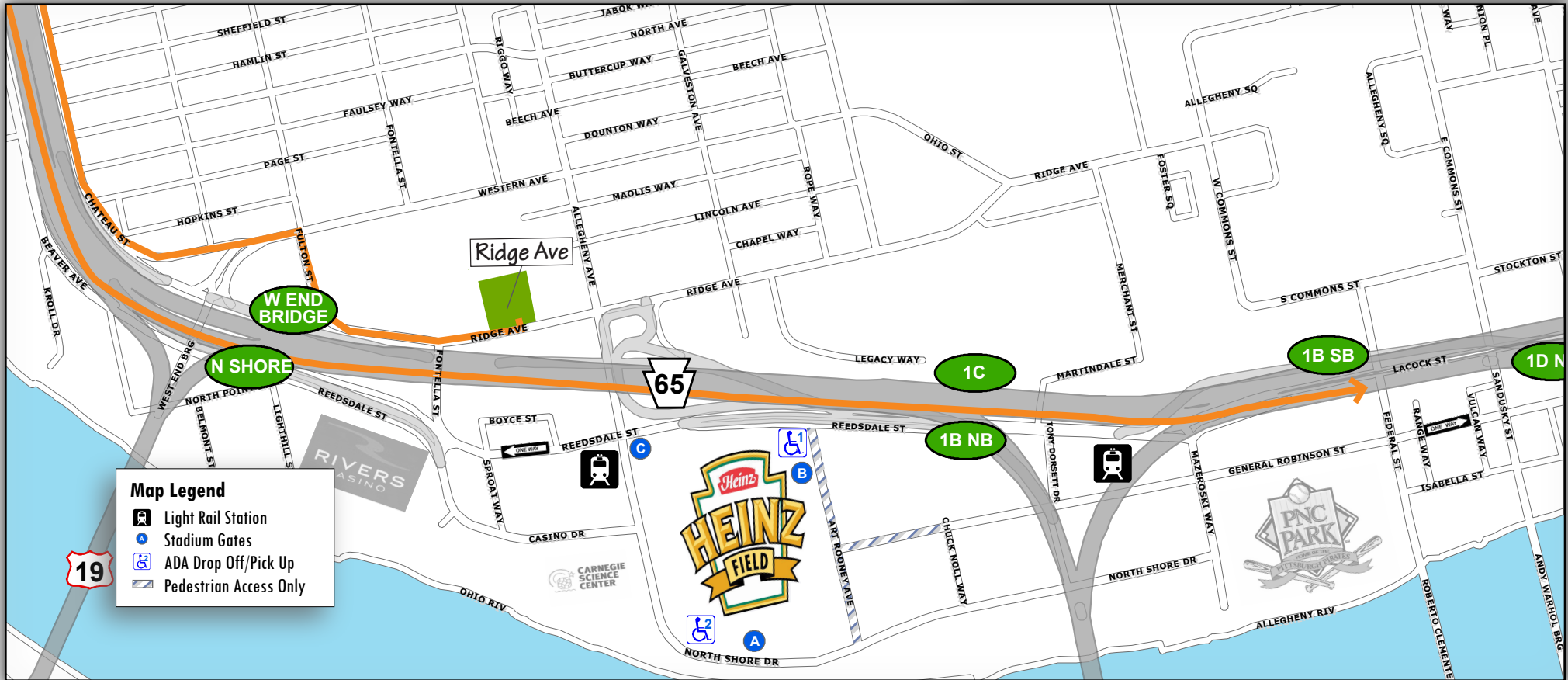
— To Northeast (Rt 28 North)

- Turn Right out of lot onto Ridge Avenue
- Continue on Fulton Street and get into middle lane
- Turn Left onto Western Avenue (traffic signal)
- Stay Right onto Chateau Street
- Use Left lane to forced Left turn under Rt 65 and onto Beaver Avenue
- Take the ramp on the Left to I-279 / Downtown / Pittsburgh
- Stay in Left lane onto Rt 65S
- Exit Left onto I-279N
- Take Exit 1D East Ohio Street on the Right
- Use Left two lanes to continue toward Rt 28NB

Overview Map



North Shore Campus Map



@Heinzfield
#Heinzfieldtraffic

Live Traffic & Parking Updates
On the Web & On the Air

Steelers - FM 102.5 WDVe
Panthers - FM 93.7 The Fan

